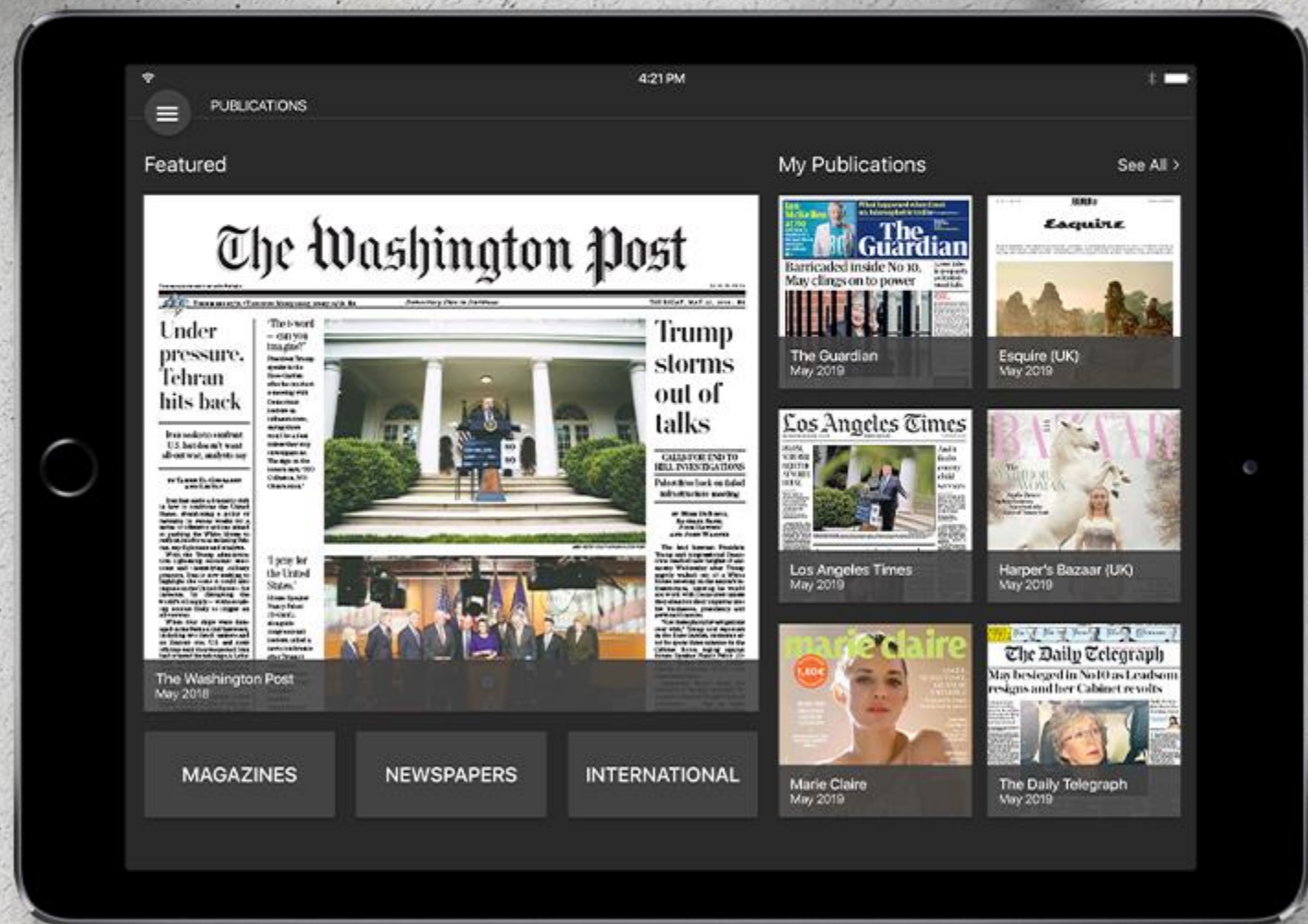


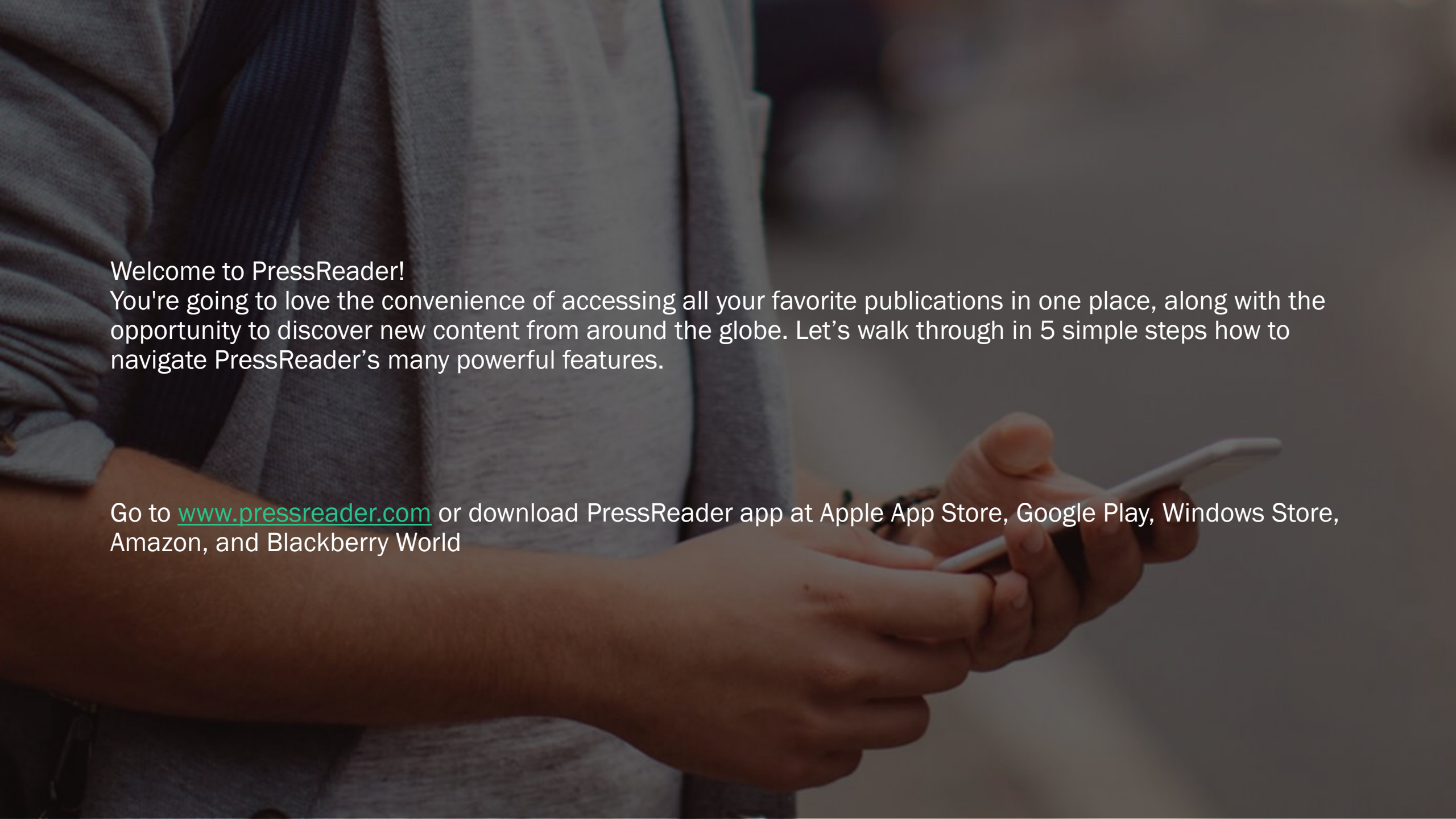


# Pressreader

## Quick Start Guide





A person wearing a grey hoodie and a black backpack strap is holding a white smartphone. The background is blurred, showing other people in a crowd. The image has a semi-transparent dark overlay with white text.

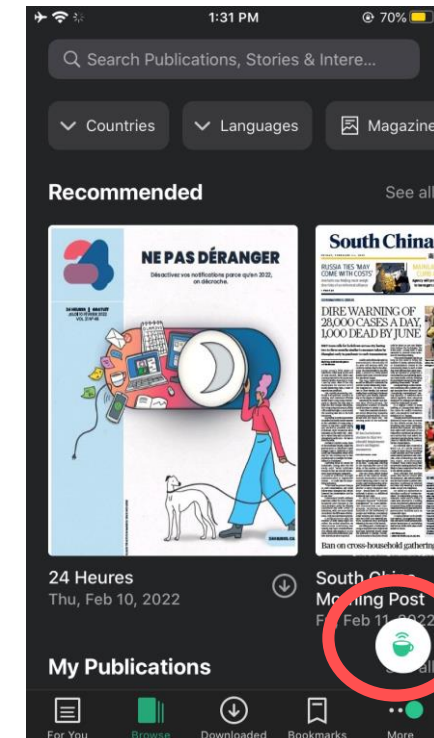
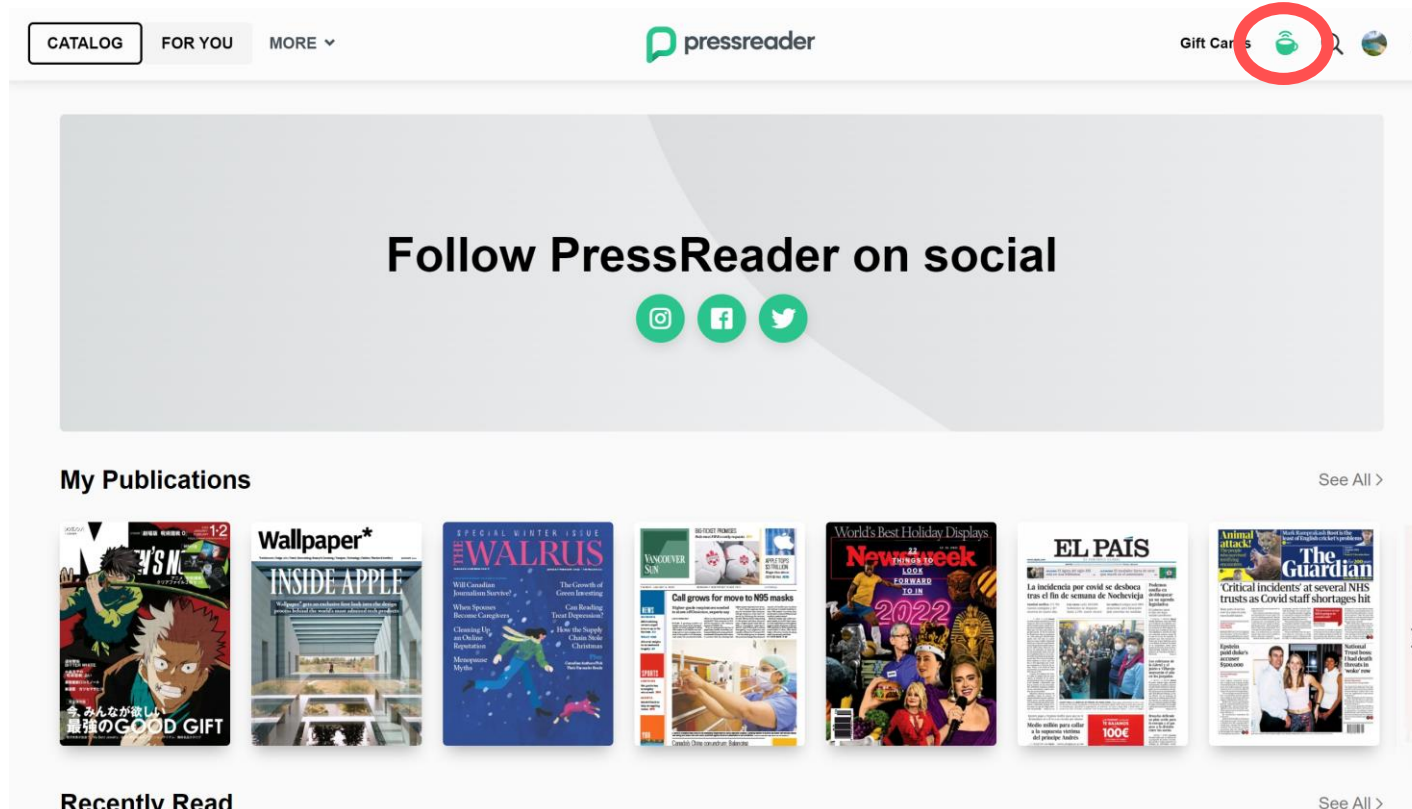
Welcome to PressReader!

You're going to love the convenience of accessing all your favorite publications in one place, along with the opportunity to discover new content from around the globe. Let's walk through in 5 simple steps how to navigate PressReader's many powerful features.

Go to [www.pressreader.com](http://www.pressreader.com) or download PressReader app at Apple App Store, Google Play, Windows Store, Amazon, and Blackberry World

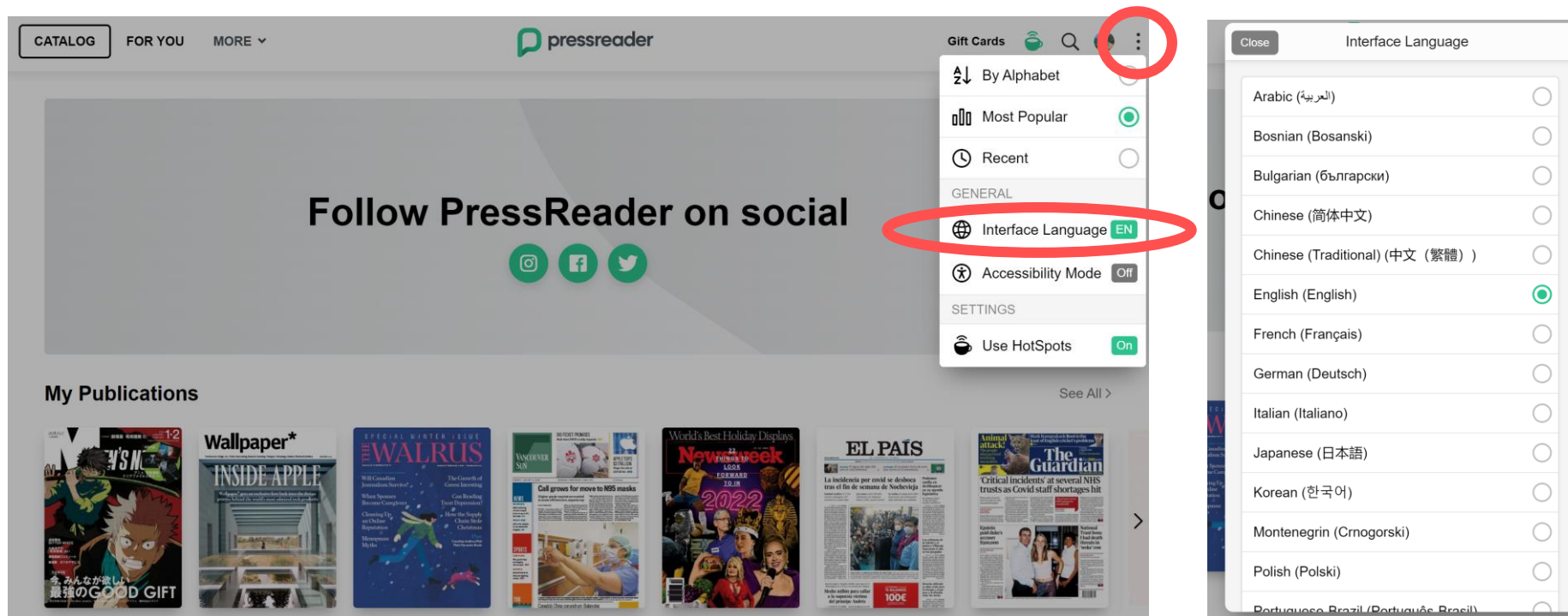
# Connecting

- Access PressReader through the school's Wifi. Once you're authenticated, there will be a green cup displayed on the top right corner of the screen (on the top bottom corner on the app).
- Once you login to your PressReader account under the school's Wifi, you will be authenticated for 168 hours (7 days). After 168 hours, you will be asked to authenticate again by accessing PressReader through the school's WiFi.



# Changing Language

- You can change the language of UI by simply clicking the “⋮” button on the top right corner and ‘Interface Language’.
- Select any language of your preference from the list to enjoy PressReader in a selected language.





# Sign Up

- Free, one-step registration means that signing up for PressReader is as easy as it is affordable. All you need to provide is your email address, password and name.
- You can also sign up using your school's email address to get access through the school's email domain.
- Remember this is only necessary if you want to personalize your own account and feed full of your interest.

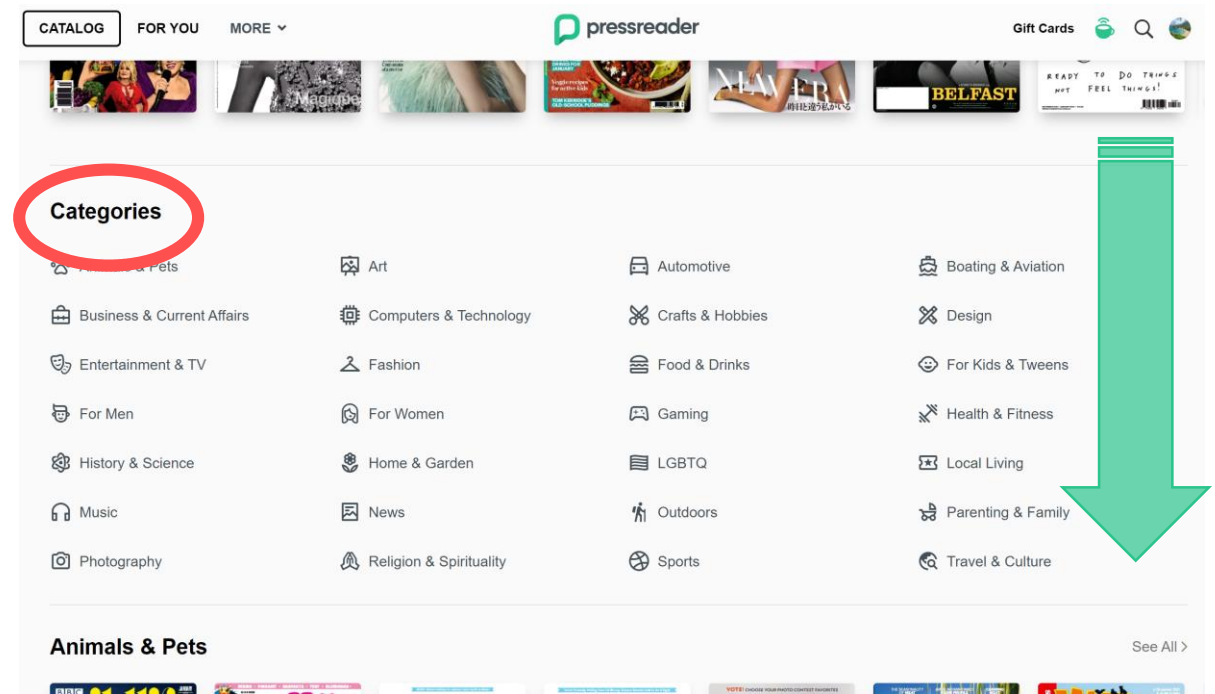
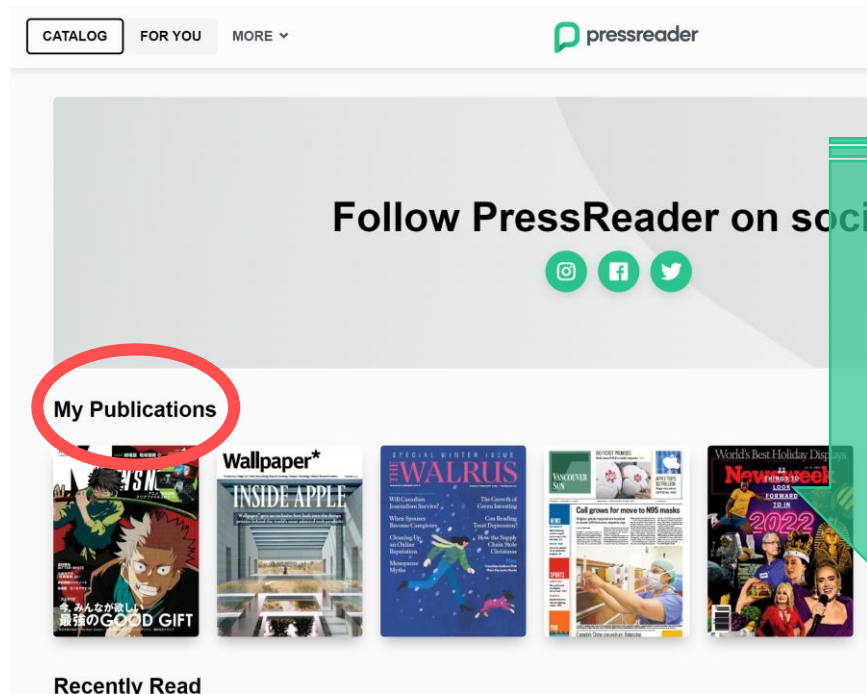
The image displays two screenshots of the PressReader website's sign-up process.

**Left Screenshot:** Shows the "Create PressReader account" form. The form includes fields for "Email address", "Password", "First Name", and "Last Name". Below these fields are checkboxes for "Allow email communications:" with options for "General updates" and "New issues and topic trends". A "Create my account" button is at the bottom. A red circle highlights the "Sign up" button in the top navigation bar.

**Right Screenshot:** Shows the "Welcome to PressReader" modal. It features social login options: Facebook, Twitter, Google, and Library or Group. There are also fields for "Email address" and "Password", a "Stay signed in" checkbox, and a "Forgot password?" link. A "Sign in" button is at the bottom right. A red circle highlights the "Existing User? Please sign in" link at the bottom of the modal.

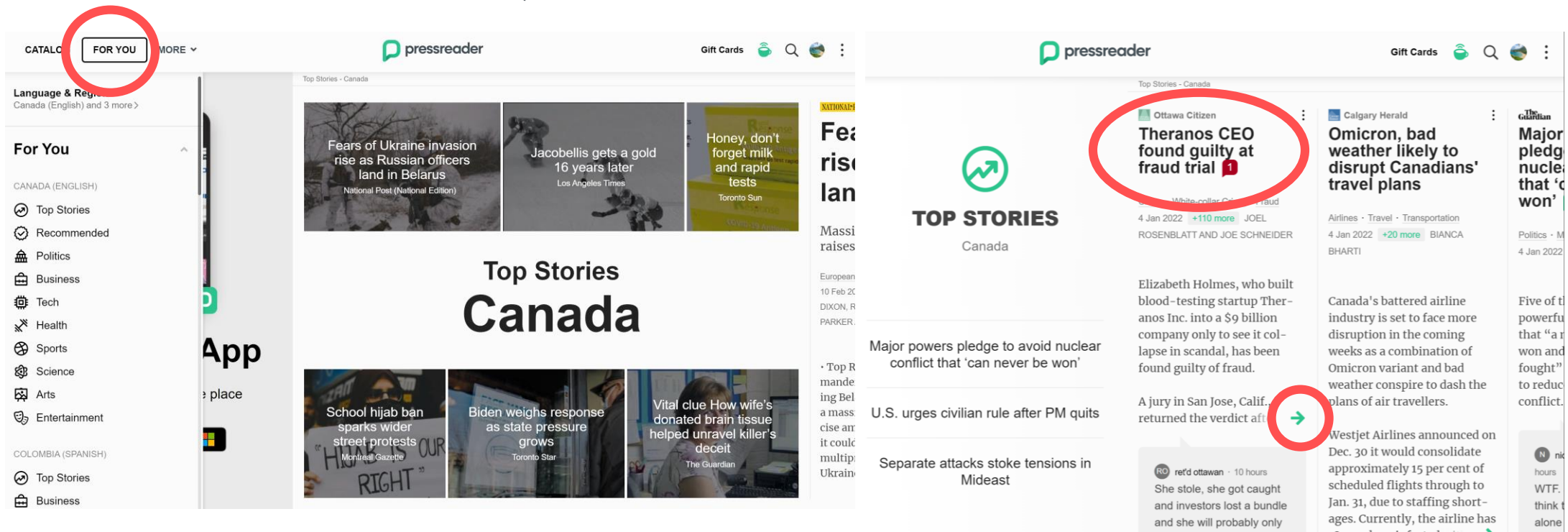
# Browse | Publications

- Once you login, you can see your favourite publications. Go ahead with saving your favourite publication by clicking 'Add to My Publications' when you open the publication for easy access.
- Scroll down to see Recently Read, Featured, Newspapers and Magazines by Categories.



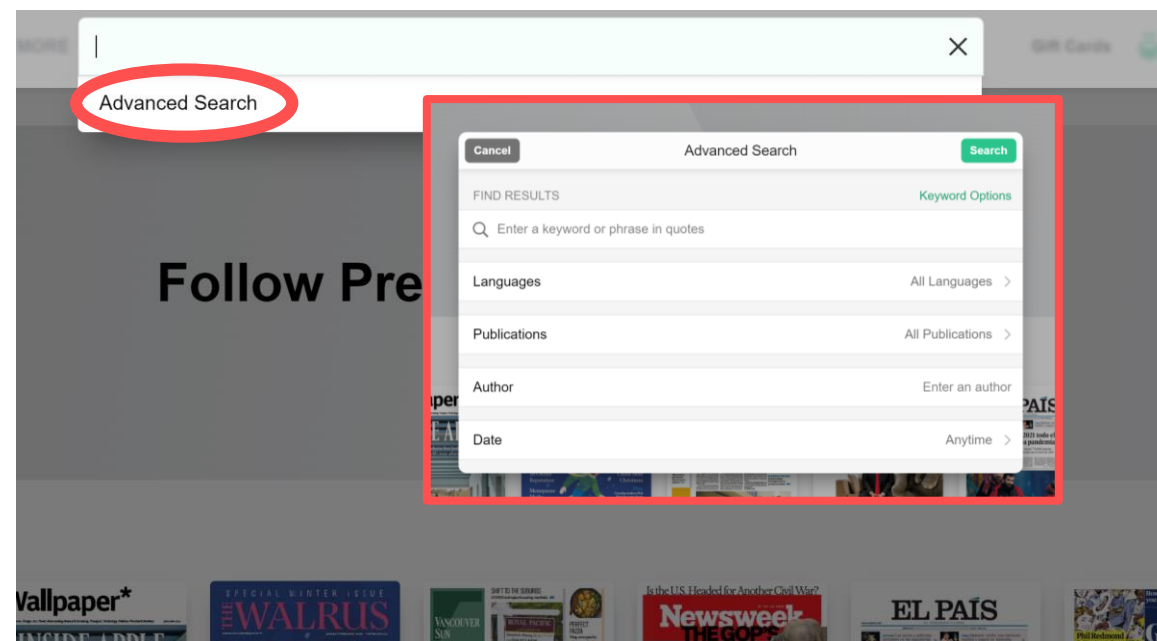
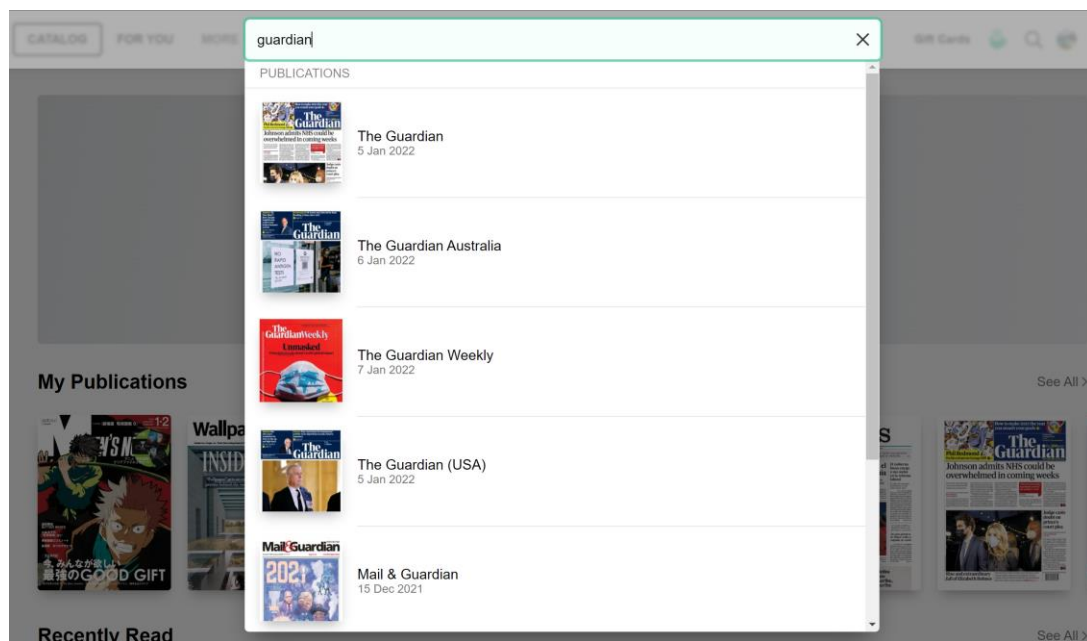
# Browse | Feed

- When you click on **For You**, you will see Top Stories automatically populated from the latest publications in your location.
- This unlimited newsfeed is easy to browse; simply scroll right across the screen and new articles will appear in an easy-to-read horizontal stream called **SmartFlow**.
- Find an article that catches your eye? Just click on the article title or the little green arrow at the bottom of the article to reveal the full story.



# Search

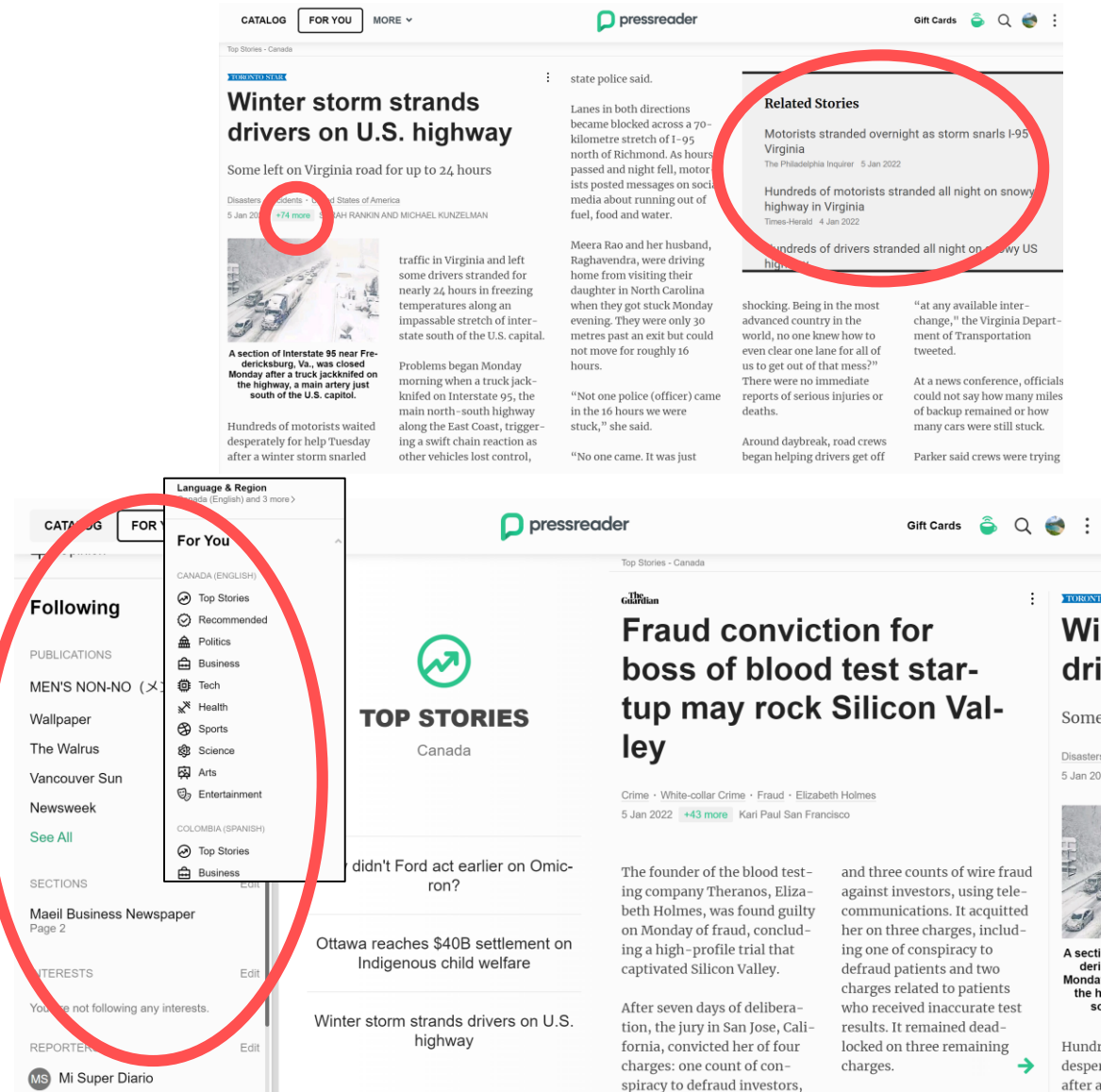
- Find articles from newspapers and magazines that you already love and discover new publications with the cross-title **Search** feature. Looking for stories on a particular topic? Scroll to the bottom of this list to open **Advanced Search**.
- You can use **Advanced Search** to search across specific titles available on PressReader from a set day or time frame. You can also filter your search results by language, date, where the keywords were located and by author.





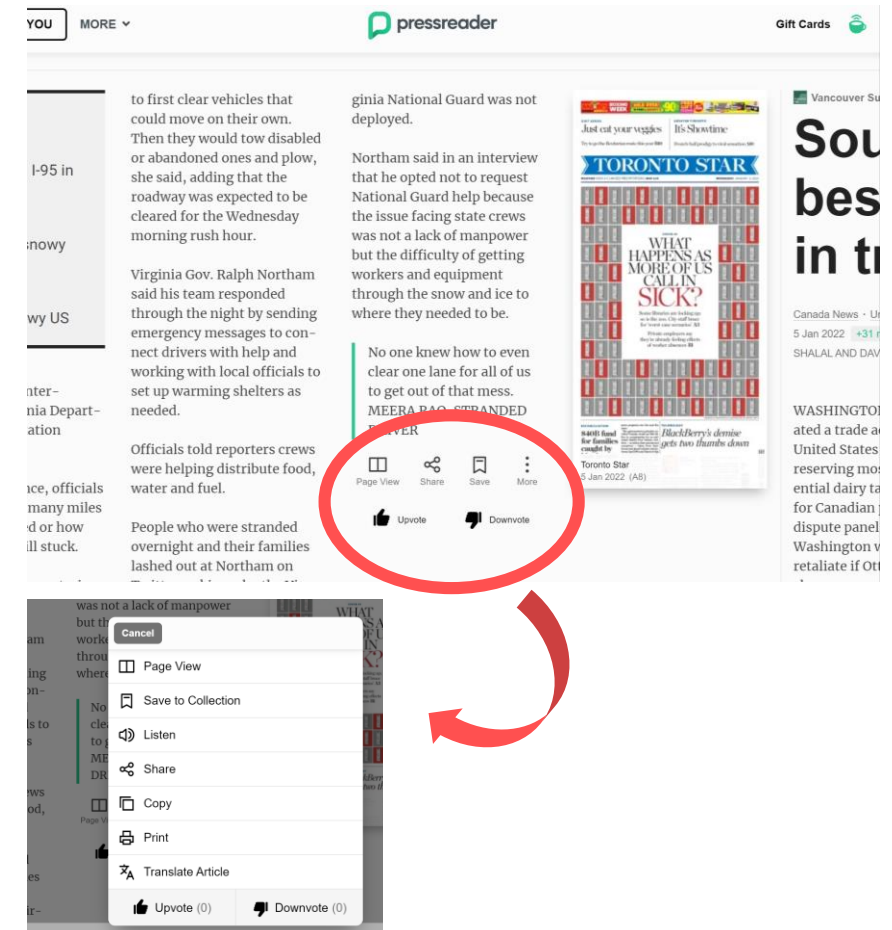
# Personalize

- Free registration allows you to take advantage of a much richer selection of features that will further enhance your reading experience. As a registered user you can:
  - Customize your **Home Feed** to be as unique as your reading interests by:
    - **Following:** Updates from people that interest you
    - **Opinions:** Discussions on things you care about
    - **Topics** that interest you, such as politics, technology, sustainability or fitness.
  - **Country:** Choose from over 100 different countries around the globe.
  - **Sections** from specific publications: Increase the quality and relevance of your news feed with your favorite Sports, Business, Technology or Entertainment news.
  - **Readers' Choice:** A great way to discover interesting news you might not otherwise see.
  - Set up **Email Alerts** when new articles are published that relate to a topic of interest.
  - View **Similar Articles** to get a new perspective on the same topic



# Share, Discuss, and Save

- Reading the news is much more rewarding when you can share it with friends, discuss with others and save it for future reference. Free registration enables you to:
  - **Share** articles with friends, family, colleagues and your legion of adoring social media followers.
  - **Copy** stories into your Evernote, OneNote, or Instapaper accounts with just one click.
  - **Print** articles in hardcopy or save them as PDFs.
  - **Vote** on viewpoints being presented in an article by supporting or opposing them.
  - **Comment** on articles and view the comments and profiles of others who also had something to say. Through their profiles you will discover other articles they have saved which may be of interest to you as well.
  - Add your **Opinion** to your comments to connect you with like-minded people. Together you can share your viewpoint throughout multiple articles to gain support or spark debate with other readers.
  - **Save to Collection** — Mark articles for future reference and organize them into Collections. One of the benefits of saves stories is that they are always accessible to you even when the publication from which they originated is no longer available.



# How and when can you use PressReader?

