


O'REILLY® For Higher Education

Quick Start Guide – Access with Email Address -

- To use this service, it is necessary to create a personal account using your institutional email address, which includes the institutional domain.
- Once you finish creating an account, you can log in to O'Reilly for Higher Education on a browser or an app.

How to create a personal account (first time login)

1



Either on campus or from the comfort of your home, click on the O'Reilly login link:
<https://www.oreilly.com/library/view/temporary-access/>.

2

O'REILLY®

Welcome! Get instant access through your library.

School or institution name

Sign in

Type and select the institution you belong to.

3

O'REILLY®

Welcome! Get instant access through your library.

School or institution name
Kinokuniya Company Ltd

Email Address

Sign in

Enter your institutional email address with an institutional domain. Then O'Reilly sends an invitation to create an account to your institutional email address you entered.

4

Welcome to O'Reilly—just one more step

Hello,

Congratulations! You're just moments away from having full access to O'Reilly, your comprehensive resource for answers, research, and personalized content.

Use O'Reilly to stay ahead. With on-the-go and on-demand access to thousands of books, videos, expert-curated courses, and interactive learning environments, O'Reilly will assist you throughout your studies and prepare you for a successful career.

FINISH CREATING YOUR FREE ACCOUNT

At O'Reilly, we pride ourselves on our commitment to protecting your privacy. Our data governance and privacy policies reflect our company's values and how we strive to maintain your privacy. For details, please refer to our [Privacy Policy](#).

Thankful,
The O'Reilly team

P.S. And with an account you can access O'Reilly wherever it's convenient—you don't need to be on campus to log in!

Click on "Finish Creating Your Free Account" in the email you receive from O'Reilly, and you will be taken to a web page to create your account.

5

O'REILLY®

Your O'Reilly Profile Sign Out

Welcome!

You've come to the right place to get access to O'Reilly - the world's most comprehensive technology and business learning platform.

pgj-writer@kinokuniya.co.jp

First Name

Last Name

Password

Verify Password

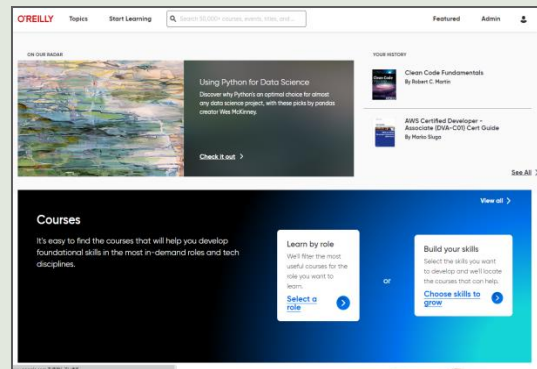
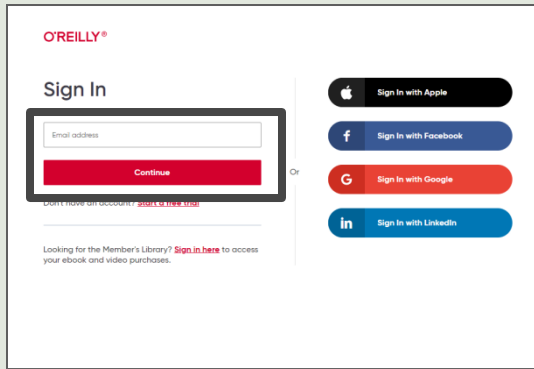
Set Up My Account

If you are unable to register at this time or if you have questions about the registration process, please contact [Customer Support](#).

Enter your name, password, and press "Set up my account" to create your personal account and log in.

Please see the backside for logging in with your account. ➡

How to login (After the second time)



You will be able to access from <https://www.oreilly.com/member/login/> from the second login onwards.

↑ This is the top page.
You can use O'Reilly from here.

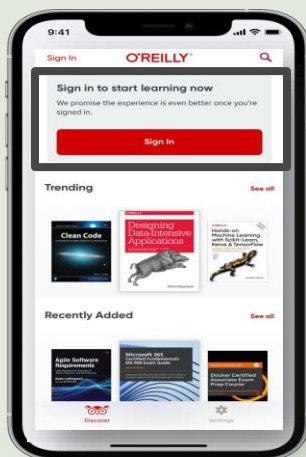
Please do not use the social networking options on the right.

You can log in from anywhere on or off campus. On-campus authentication is not required.




Use of Apps

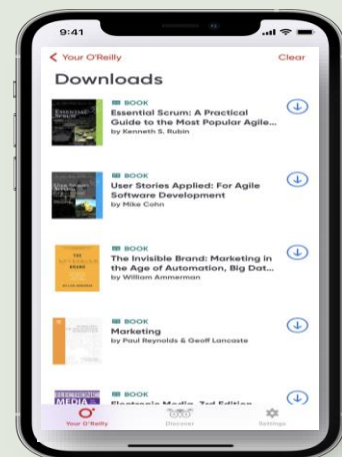
- You will be able to log in to the O'Reilly application to download books and videos for offline viewing.
- O'Reilly mobile can be downloaded at iOS App Store or Google Play Store for android.



↑ Top page of App.
Click on "Sign in"
And login.



↑ Personal page.
You can See
browsing history.



↑ Download Contents.

KINOKUNIYA COMPANY LTD.



<https://mirai.kinokuniya.co.jp/catalog/oreilly>



03-6910-0518



pqhelp@kinokuniya.co.jp